

Intelligent / Ingenuity / Professional



XLD

Chang'ge XLD Machinery Manufacturing

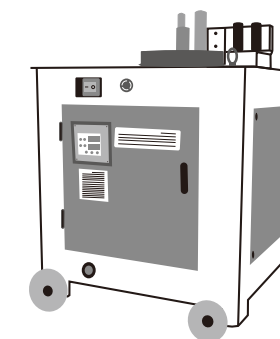
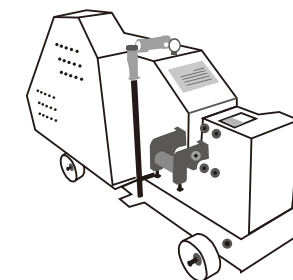
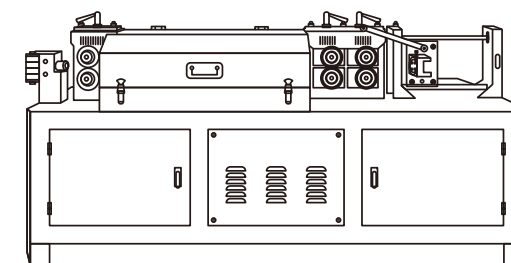
📍 Address: Caocun industrial zone, Chang'ge City, Henan province, China

☎ Tel: +86 0374-6266882

📞 Cell phone: +86 159 3636 6826; +86 159 3636 5866; +86 13679806156

🌐 www.xldmachinery.com

✉ info@xldmachinery.com



ASPHALT CUTTING MACHINE



XLD300



XLD480



XLD500A



XLD500B



XLD500C

Model	Power	Engine type	Engine	Rotating speed	Saw blade diameter	Cutting depth	Driving method	Depth adjustment	Water tank	Weight	Dimension
Mod.											
XLD300	7.5HP	Air-cooled single cylinder 4-stroke gasoline engine	HONDA B&S	3600RPM	300mm	8cm	Manual push	Handle rotation	18L	45kg	95*60*90cm
XLD480	13HP				300-500mm	18cm			40L	180kg	145*100*110cm
XLD500A	13HP				300-500mm	18cm			40L	180kg	110*68*104cm
XLD500B	13HP				300-500mm	18cm			40L	180kg	145*100*110cm
XLD500B	13HP				300-500mm	18cm			40L	180kg	145*100*110cm

PORTABLE REBAR CUTTER & BENDER



RC-25



RC-32



RB-25



RB-32

Model	Wattage	Voltage	Motor speed	Rebar	Weight	Dimension
Mod.						
RC-25	1600/1700W	AC110/220V	3.5-4.5s	4-25mm	32kg	565*230*345mm
RC-32	2900/3000W	AC110/220V	5s	6-32mm	43kg	635*320*260mm
RB-25	1600/1700W	AC110/220V	5-6s	6-25mm	109kg	500*555*505mm
RB-32	2800/3000W	AC110/220V	5-6s	6-32mm	203kg	650*650*730mm